





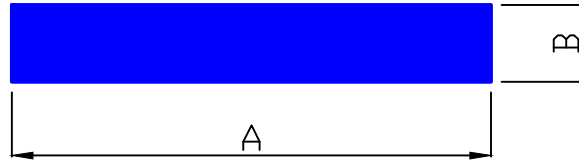






# MAAN ALUMINIUM LTD.

## BUS BAR / FLAT BAR

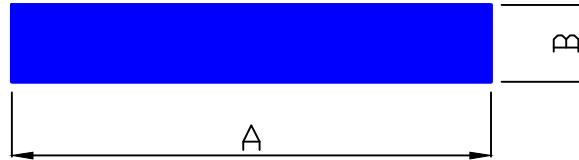


SEC.NO.	SECTION SIZE (IN MM.)		WEIGHT Kg/Mtr	WEIGHT RANGE (Kg/ 12')	SEC.NO.	SECTION SIZE (IN MM.)		WEIGHT Kg/Mtr	WEIGHT RANGE (Kg/ 12')
	A	B				A	B		
1474	38.10	1.60	0.165	0.560 TO 0.644	1902	31.75	25.40	2.177	7.407 TO 8.523
1476	25.40	6.35	0.435	1.481 TO 1.705	1903	38.10	25.40	2.613	8.889 TO 10.227
1477	31.75	3.18	0.273	0.927 TO 1.067	1904	101.60	31.75	8.710	29.630 TO 34.090
1478	38.10	4.76	0.490	1.666 TO 1.917	1905	15.87	3.17	0.136	0.462 TO 0.532
1479	19.00	3.18	0.163	0.555 TO 0.639	1906	50.80	3.17	0.435	1.479 TO 1.702
1480	44.45	6.35	0.762	2.593 TO 2.983	1907	150.00	12.00	4.860	16.533 TO 19.022
1483	63.00	12.00	2.041	6.944 TO 7.989	1909	100.00	12.00	3.240	11.022 TO 12.682
1484	25.00	10.00	0.675	2.296 TO 2.642	1910	75.00	12.00	2.430	8.267 TO 9.511
1485	150.00	6.00	2.430	8.267 TO 9.511	1911	20.00	5.00	0.270	0.919 TO 1.057
1486	12.70	3.17	0.109	0.370 TO 0.425	1912	31.75	6.35	0.544	1.852 TO 2.131
1487	31.75	9.52	0.816	2.776 TO 3.194	1913	25.40	12.70	0.871	2.963 TO 3.409
1488	31.75	19.05	1.633	5.556 TO 6.392	1914	40.00	20.00	2.160	7.348 TO 8.454
1489	101.60	6.35	1.742	5.926 TO 6.818	1915	19.05	6.35	0.327	1.111 TO 1.278
1490	38.10	9.52	0.979	3.332 TO 3.833	1916	31.75	12.70	1.089	3.704 TO 4.261
1491	38.10	6.35	0.653	2.222 TO 2.557	1917	50.80	38.10	5.226	17.778 TO 20.454
1492	50.80	19.05	2.613	8.889 TO 10.227	1918	76.20	25.40	5.226	17.778 TO 0.435
1493	38.10	19.05	1.960	6.667 TO 7.670	1919	30.00	15.00	1.215	4.133 TO 4.756
1494	76.20	19.05	3.919	13.333 TO 15.341	1920	30.00	10.00	0.810	2.756 TO 3.170
1495	50.80	25.40	3.484	11.852 TO 13.636	1921	25.00	20.00	1.350	4.593 TO 5.284
1496	75.00	3.00	0.608	2.067 TO 2.378	1922	160.00	6.00	2.592	8.818 TO 10.145
1497	19.00	6.00	0.308	1.047 TO 1.205	1925	32.00	5.00	0.432	1.470 TO 1.691
1498	19.00	4.10	0.210	0.716 TO 0.823	1927	150.00	9.00	3.645	12.400 TO 14.267
1499	63.50	12.70	2.177	7.407 TO 8.523	1928	0.00	0.00	0.000	0.000 TO 0.000
					1995	44.45	12.70	1.524	5.185 TO 5.966
					1997	35.00	15.00	1.418	4.822 TO 5.548



# MAAN ALUMINIUM LTD.

## BUS BAR / FLAT BAR

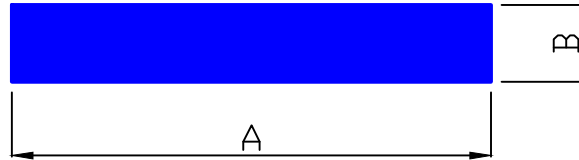


SEC.NO.	SECTION SIZE (IN MM.)		WEIGHT Kg/Mtr	WEIGHT RANGE (Kg/ 12')	SEC.NO.	SECTION SIZE (IN MM.)		WEIGHT Kg/Mtr	WEIGHT RANGE (Kg/ 12')
	A	B				A	B		
1930	60.00	20.00	3.240	11.022 TO 12.682	1961	120.00	10.00	3.240	11.022 TO 12.682
1931	100.00	20.00	5.400	18.370 TO 21.136	1962	40.00	4.00	0.432	1.470 TO 1.691
1932	63.50	25.40	4.355	14.815 TO 17.045	1963	40.00	15.00	1.620	5.511 TO 6.341
1935	63.50	9.52	1.632	5.553 TO 6.389	1966	12.70	1.59	0.055	0.185 TO 0.213
1936	152.40	6.35	2.613	8.889 TO 10.227	1967	25.40	3.18	0.218	0.742 TO 0.854
1937	12.70	9.52	0.326	1.111 TO 1.278	1969	44.45	3.18	0.382	1.298 TO 1.494
1938	44.45	9.52	1.143	3.887 TO 4.472	1973	12.70	2.03	0.070	0.237 TO 0.272
1939	50.80	31.75	4.355	14.815 TO 17.045	1974	30.00	20.00	1.620	5.511 TO 6.341
1941	19.05	12.70	0.653	2.222 TO 2.557	1976	50.00	25.00	3.375	11.482 TO 13.210
1942	152.40	12.70	5.226	17.778 TO 20.454	1977	57.15	9.52	1.469	4.997 TO 5.750
1943	50.80	4.76	0.653	2.221 TO 2.555	1978	57.15	12.70	1.960	6.667 TO 7.670
1946	63.50	19.05	3.266	11.111 TO 12.784	1980	101.60	3.18	0.872	2.968 TO 3.414
1947	19.05	9.52	0.490	1.666 TO 1.917	1981	31.75	4.76	0.408	1.388 TO 1.597
1948	38.10	31.75	3.266	11.111 TO 12.784	1982	45.00	8.00	0.972	3.307 TO 3.804
1949	152.40	9.52	3.917	13.326 TO 15.333	1983	60.00	8.00	1.296	4.409 TO 5.073
1950	25.40	4.76	0.326	1.111 TO 1.278	1984	60.00	5.00	0.810	2.756 TO 3.170
1951	25.40	15.88	1.089	3.705 TO 4.263	1985	60.00	12.00	1.944	6.613 TO 7.609
1952	38.10	15.88	1.634	5.557 TO 6.394	1986	70.00	15.00	2.835	9.644 TO 11.096
1954	25.40	19.05	1.306	4.444 TO 5.114	1987	19.05	1.59	0.082	0.278 TO 0.320
1955	88.90	19.05	4.573	15.556 TO 17.897	1988	25.40	1.59	0.109	0.371 TO 0.427
1956	76.20	15.88	3.267	11.115 TO 12.788	1989	31.75	1.59	0.136	0.464 TO 0.533
1958	44.45	19.05	2.286	7.778 TO 8.949	1990	88.90	9.52	2.285	7.774 TO 8.944
1959	101.60	15.88	4.356	14.820 TO 17.050	1991	114.30	9.52	2.938	9.995 TO 11.499
1960	20.00	10.00	0.540	1.837 TO 2.114	1992	44.45	25.40	3.048	10.370 TO 11.932
1993	57.15	25.40	3.919	13.333 TO 15.341	1994	15.88	9.52	0.408	1.389 TO 1.598



# MAAN ALUMINIUM LTD.

## BUS BAR / FLAT BAR



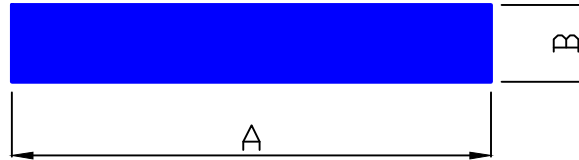
### H - SPECIAL HARD WARE BUS BAR / FLAT BAR

SEC.NO.	SECTION SIZE (IN MM.)		WEIGHT Kg/Mtr	WEIGHT RANGE (Kg/ 12')	SEC.NO.	SECTION SIZE (IN MM.)		WEIGHT Kg/Mtr	WEIGHT RANGE (Kg/ 12')
	A	B				A	B		
14001	63.50	15.88	2.723	9.262 TO 10.657	14031	101.60	12.70	3.484	11.852 TO 13.636
14002	127.00	15.88	5.445	18.524 TO 21.313	14035	51.30	20.00	2.770	9.424 TO 10.843
14003	22.22	16.76	1.005	3.421 TO 3.936	14036	140.00	10.00	3.780	12.859 TO 14.795
14004	57.15	31.75	4.899	16.667 TO 19.176	14037	63.00	10.00	1.701	5.787 TO 6.658
14005	31.75	15.87	1.360	4.628 TO 5.325	14040	25.40	2.90	0.199	0.677 TO 0.778
14006	82.55	12.70	2.831	9.630 TO 11.079	H-14041	30.00	2.90	0.235	0.825 TO 0.875
14007	38.10	22.22	2.286	7.776 TO 8.947	H-14042	35.00	3.00	0.284	1.000 TO 1.050
14008	41.28	6.35	0.708	2.408 TO 2.770	14043	19.05	2.60	0.134	0.455 TO 0.523
14009	19.05	15.88	0.817	2.779 TO 3.197	14044	200.00	6.00	3.240	11.022 TO 12.682
14010	35.00	15.00	1.418	4.822 TO 5.548	14045	16.90	3.80	0.173	0.590 TO 0.679
14011	63.50	38.10	6.532	22.222 TO 25.568	14046	30.00	6.00	0.486	1.653 TO 1.902
14012	76.20	38.10	7.839	26.667 TO 30.681	14047	30.00	12.00	0.972	3.307 TO 3.804
14013	203.20	12.70	6.968	23.704 TO 27.272	14049	200.00	10.00	5.400	18.370 TO 21.136
14014	127.00	19.05	6.532	22.222 TO 25.568	14050	50.80	8.30	1.138	3.873 TO 4.456
14017	44.45	15.88	1.906	6.484 TO 7.460	14051	100.00	6.00	1.620	5.511 TO 6.341
14019	19.05	7.93	0.408	1.388 TO 1.596	14052	125.00	12.00	4.050	13.778 TO 15.852
14020	44.45	38.10	4.573	15.556 TO 17.897	14053	30.00	6.00	0.486	1.653 TO 1.902
14021	80.50	18.00	3.912	13.309 TO 15.313	14054	80.00	12.00	2.592	8.818 TO 10.145
14022	20.00	6.00	0.324	1.102 TO 1.268	14055	27.00	9.30	0.678	2.306 TO 2.654
14023	25.00	6.00	0.405	1.378 TO 1.585	14056	67.50	3.20	0.583	1.984 TO 2.283
14024	51.30	8.80	1.219	4.147 TO 4.771	14057	47.00	8.30	1.053	3.583 TO 4.123
14025	82.80	4.50	1.006	3.422 TO 3.938	14059	84.00	3.20	0.726	2.469 TO 2.841
14026	59.40	4.00	0.642	2.182 TO 2.511	14062	128.00	13.50	4.666	15.872 TO 18.261
14027	25.40	9.50	0.652	2.216 TO 2.550	14063	128.00	3.20	1.106	3.762 TO 4.329
14028	103.00	20.00	5.562	18.922 TO 21.770	14064	32.00	1.05	0.091	0.309 TO 0.355



# MAAN ALUMINIUM LTD.

## BUS BAR / FLAT BAR



### H - SPECIAL HARD WARE BUS BAR / FLAT BAR

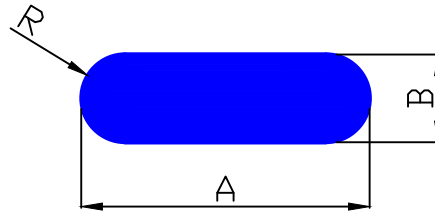
SEC.NO.	SECTION SIZE (IN MM.)		WEIGHT Kg/Mtr	WEIGHT RANGE (Kg/ 12')	SEC.NO.	SECTION SIZE (IN MM.)		WEIGHT Kg/Mtr	WEIGHT RANGE (Kg/ 12')
	A	B				A	B		
14065	32.00	1.55	0.134	0.456 TO 0.524	14097	50.80	3.00	0.411	1.353 TO 1.654
14067	64.00	2.58	0.446	1.517 TO 1.745	14098	13.80	7.50	0.279	0.949 TO 1.091
14068	90.00	13.50	3.281	11.160 TO 12.840	14099	186.50	3.00	1.511	5.361 TO 5.913
H-14069	51.00	16.00	2.203	7.495 TO 8.623	14100	175.00	8.00	3.780	12.859 TO 14.794
H-14072	60.00	1.20	0.194	0.661 TO 0.761	14101	11.80	2.80	0.089	0.302 TO 0.347
H-14073	14.50	7.50	0.294	1.000 TO 1.150	14041	30.00	2.90	0.234	0.825 TO 0.875
H-14076	15.50	9.00	0.377	1.350 TO 1.400	14042	35.00	3.00	0.283	1.000 TO 1.050
H-14077	31.75	2.10	0.180	0.650 TO 0.680	14069	51.00	16.00	2.203	7.495 TO 8.623
H-14079	63.00	6.00	1.020	3.435 TO 3.994	14070	0.00	0.00	0.000	0.000 TO 0.000
H-14080	75.00	6.00	1.214	4.088 TO 4.754	14071	0.00	0.00	0.000	0.000 TO 0.000
14081	63.00	3.00	0.510	1.735 TO 1.997	14072	60.00	1.20	0.194	0.661 TO 0.761
14082	170.00	12.00	5.507	18.14 TO 22.17	14073	14.50	7.50	0.294	1.000 TO 1.150
14083	60.00	6.00	0.972	3.200 TO 3.913	14076	15.50	9.00	0.377	1.350 TO 1.400
14084	120	3.00	0.972	3.200 TO 3.913	14077	31.75	2.10	0.180	0.650 TO 0.680
14085	32.00	6.00	0.518	1.706 TO 2.085	14079	63.00	6.00	1.020	3.435 TO 3.994
14086	125.00	10.00	3.375	11.117 TO 13.587	14080	75.00	6.00	1.214	4.088 TO 4.754
14087	80.00	6.00	1.296	4.269 TO 5.217					
14088	125.00	6.00	2.025	6.670 TO 8.152					
14089	25.00	12.00	0.810	2.668 TO 3.261					
14090	15.00	6.00	0.243	0.800 TO 0.978					
14091	75.00	10.00	2.024	7.250 TO 8.870					
14092	25.00	8.00	0.540	1.778 TO 2.174					
14093	25.00	4.00	0.270	0.889 TO 1.087					
14094	120	6.00	1.944	6.403 TO 7.826					
14095	18.00	2.50	0.121	0.398 TO 0.487					





# MAAN ALUMINIUM LTD.

## FLAT BAR ROUND EDGE



SEC.NO.	SECTION SIZE (IN MM.)			WEIGHT Kg/Mtr	WEIGHT RANGE (Kg/ 12')
	A	B	R		
1604	76.25	6.35	3.18	1.307	4.446 TO 5.116
1605	101.60	6.35	3.18	1.742	5.926 TO 6.818
1606	50.00	12.00	3.00	1.600	5.443 TO 6.262
1608	19.00	4.60	2.30	0.228	0.776 TO 0.892
1609	38.10	6.35	2.00	0.648	2.204 TO 2.536
1610	50.00	12.00	2.00	1.615	5.494 TO 6.321
1611	152.40	6.35	3.18	2.594	8.825 TO 10.153
1612	80.00	10.00	3.00	2.144	7.294 TO 8.392
1613	100.00	10.00	3.00	2.684	9.131 TO 10.505
1614	60.00	10.00	3.00	1.604	5.457 TO 6.278
1615	50.00	10.00	3.00	1.334	4.538 TO 5.221
1617	160.00	10.00	3.00	4.304	14.642 TO 16.846
1619	16.50	6.25	3.13	0.260	0.885 TO 1.018
1620	20.55	6.25	3.13	0.329	1.119 TO 1.288
1621	140.00	10.00	3.00	3.764	12.805 TO 14.733
1622	40.00	10.00	3.00	1.064	3.620 TO 4.165
1623	180.00	10.00	3.00	4.844	16.479 TO 18.960
1624	200.00	10.00	3.00	5.384	18.316 TO 21.073
1625	19.00	6.00	3.00	0.291	0.990 TO 1.139
1626	50.80	6.35	3.00	0.855	2.909 TO 3.347
1628	125.00	10.00	3.00	3.359	11.427 TO 13.147
1629	50.80	6.35	5.00	0.832	2.830 TO 3.256
1630	75.00	10.00	5.00	1.972	6.709 TO 7.719
1631	100.00	10.00	5.00	2.647	9.005 TO 10.361





**MAAN ALUMINIUM LTD.**

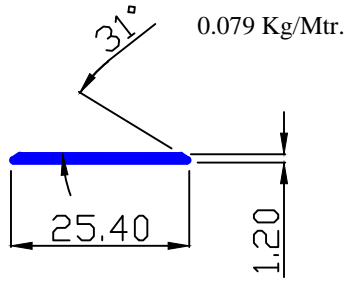
**FLAT BAR HALF ROUND**



SEC.NO.	SECTION SIZE (IN MM.)			WEIGHT Kg/Mtr	WEIGHT RANGE (Kg/ 12')
	A	B	R		
1500	25.00	3.00	3.00	0.200	0.680 TO 0.780
1501	38.10	3.18	1.98	0.330	1.120 TO 1.290
1502	25.40	3.18	1.98	0.220	0.750 TO 0.860
1504	25.00	1.55	1.55	0.106	0.360 TO 0.420
1505	25.40	2.65	1.98	0.182	0.620 TO 0.710
1509	25.40	1.20	0.30	0.079	0.260 TO 0.318
1510	80.00	2.00	2.00	0.444	1.462 TO 1.786
1511	31.00	2.50	0.50	0.166	0.546 TO 0.668

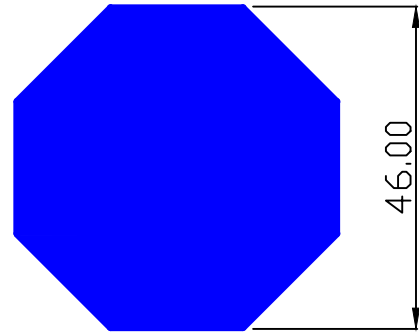


MAAN SEC.-1509



MAAN SEC.-1701

5.045 Kg/Mtr.



MAAN SEC.-1801

4.263 Kg/Mtr.

