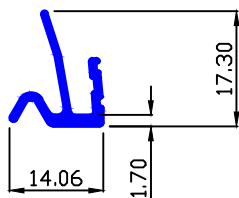




LUGGAGE SECTION

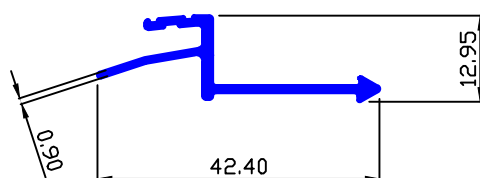
MAAN SEC.-6622

0.133 Kg/Mtr.



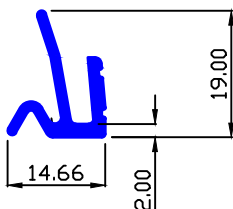
MAAN SEC.-6623

0.205 Kg/Mtr.



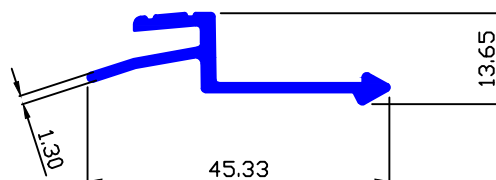
MAAN SEC.-6624

0.190 Kg/Mtr.



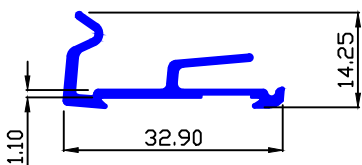
MAAN SEC.-6625

0.285 Kg/Mtr.



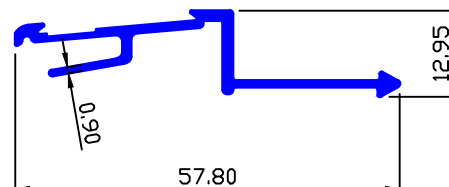
MAAN SEC.-6626

0.200 Kg/Mtr.



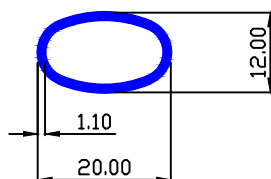
MAAN SEC.-6627

0.278 Kg/Mtr.



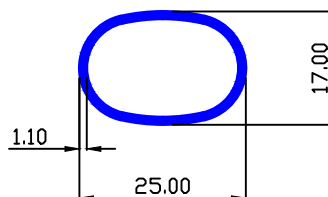
MAAN SEC.-7755

0.149 Kg/Mtr.



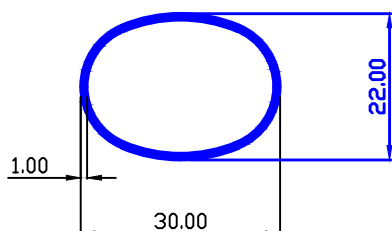
MAAN SEC.-7757

0.198 Kg/Mtr.



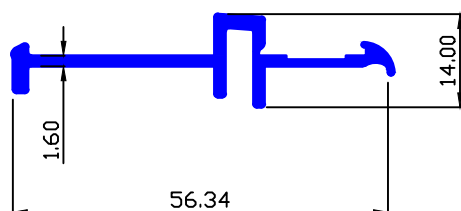
MAAN SEC.-7756

0.221 Kg/Mtr.



MAAN SEC.-7779

0.386 Kg/Mtr.

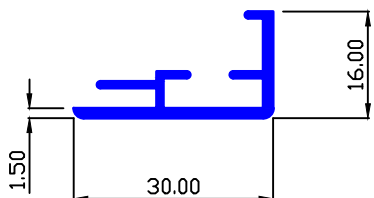




LUGGAGE SECTION

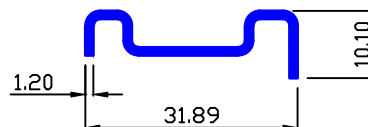
MAAN SEC.-7782

0.252 Kg/Mtr.




MAAN SEC.-7781

0.177 Kg/Mtr.



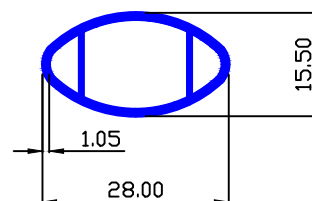
MAAN SEC.-7857

0.237 Kg/Mtr.



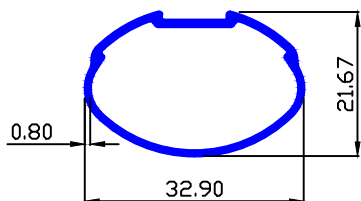
MAAN SEC.-7856

0.224 Kg/Mtr.



MAAN SEC.-8743

0.215 Kg/Mtr.



MAAN SEC.-8849

0.176 Kg/Mtr.

